


# DRIVEWAY



## **Customer Assistance Guide**

133 Browns Hill Road | Valencia, PA | 16059  
info@middlesextownship.org  
724-898-3571

# MIDDLESEX TOWNSHIP

## DRIVEWAY PERMIT APPLICATION

NOTICE: Any permit issued pursuant to the approval of this application may be revoked if the issuance of the permit was based upon incomplete or inaccurate information, or it violates any Middlesex Township Ordinance, Pennsylvania Statute, United States Law, or Court Precedent.

### I. APPLICANT INFORMATION

Name: \_\_\_\_\_ Phone: \_\_\_\_\_  
Address: \_\_\_\_\_  
City: \_\_\_\_\_ State: \_\_\_\_\_ Zip Code: \_\_\_\_\_

### II. PROPERTY INFORMATION

Property Owner: \_\_\_\_\_  
Address: \_\_\_\_\_  
City: \_\_\_\_\_ State: \_\_\_\_\_ Zip Code: \_\_\_\_\_

### III. GENERAL INFORMATION

Zoning District: \_\_\_\_\_  
Type of Use: \_\_\_\_\_  
Date to Begin Construction: \_\_\_\_\_

## ATTACH A SKETCH OF THE NEW AND ADJACENT DRIVEWAY CONFIGURATIONS

The applicant certifies that the above information is complete and true and correct to the best of the applicant's knowledge and belief.

The applicant agrees to comply with the provisions of Middlesex Township Ordinances, Codes and Regulations, and all other applicable laws and regulations of Butler County, Commonwealth of Pennsylvania and the United States, whether or not specified in this application.

THE APPLICANT AGREES THAT IF A PERMIT IS ISSUED, THE PERMIT MAY BE REVOKED BY ADMINISTRATIVE ACTION OF MIDDLESEX TOWNSHIP IF COMPLIANCE WITH THE FOREGOING PARAGRAPHS AND REFERENCES ARE NOT ABSOLUTE.

Signature of Applicant: \_\_\_\_\_ Date of Application: \_\_\_\_\_

**FEE: Residential \$ 50**  
**Commercial \$ 100**

## Sketch of new Driveway Configuration and Location

Applicant: \_\_\_\_\_ Phone: \_\_\_\_\_

Site Street Address: \_\_\_\_\_

**Provide Sketch of site showing location of Driveway. Also sketches of slope to roadway.**

## Chapter 101. Improvement Design Standards

### Article IV. Construction Standards for Public and Private Improvements

#### § 101-19. Driveways; access onto Township streets.

- A. General requirements. All driveways shall be located, designed, constructed, and maintained in such a manner as not to interfere or be inconsistent with the design, maintenance and drainage of the street.
  - B. General location restrictions.
    - (1) Access driveways shall be permitted at locations in which:
      - (a) Sight distance is adequate to safely allow each permitted movement to be made into or out of the access driveway;
      - (b) The free movement of normal highway traffic is not impaired;
      - (c) The driveway will not create a hazard; and
      - (d) The driveway will not create an area of undue traffic congestion on the highway.
    - (2) Residential driveway. Within the right-of-way of Township streets, residential driveways shall be constructed in accordance with Figure 405.2.5.<sup>[1]</sup>
- [1] *Editor's Note: Figures 401.2.1 through 416.2 are on file in the Township offices.*
- C. Grade. Driveways shall be constructed to conform to the grade of the finished shoulders. All descending or ascending grades of driveways shall begin at the street right-of-way. No stormwater shall be permitted to drain onto a Township street.

# **Middlesex Township Rules & Regulations:**

## **Driveway Construction and Driveway Pipe Installation**

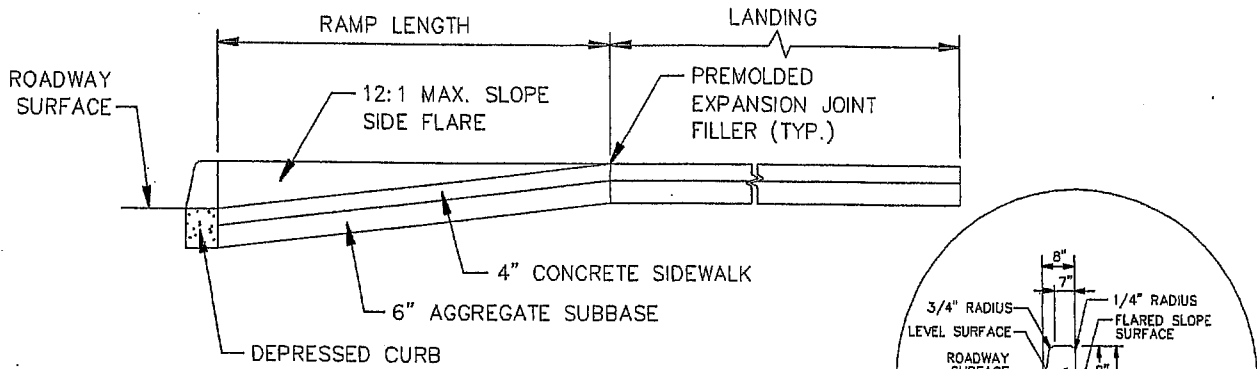
### **Driveway Construction:**

- Driveways shall be graded and constructed in a manner that surface water, or any other run-off, will not enter onto the public roadway.
- A slope of no less than three quarters of an inch per foot ( $3/4":1'$ ) of fall from the edge of the pavement to the top of the conduit cover shall be provided when installing a new or repairing an existing driveway.

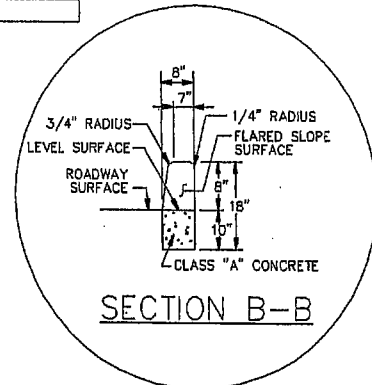
### **Driveway Pipe Installation:**

- The pipe selected for installation shall meet Penn DOT approved material specifications. No pipe installed shall be less than twelve inches (12") diameter.
- Larger pipe or a pre-cast concrete box trench with steel grating may be required in some installations. Only Middlesex Township is permitted to make that determination.
- Pipe installation shall be in line with the existing ditch or swale and set to a depth to allow for a minimum of twelve inches (12") of ground cover over the pipe.
- Endwalls and headwalls at shall be provided where required.
- The pipe shall extend no less than twenty-four inches (24") beyond the edges of the finished driveway.
- Should the bottom of the pipe be below the bottom of the existing ditch or swale, the installer is required to contact Middlesex Township immediately.
- The Public Works Department for Middlesex Township is not permitted to provide the trench opening for an open pre-cast concrete box installation.

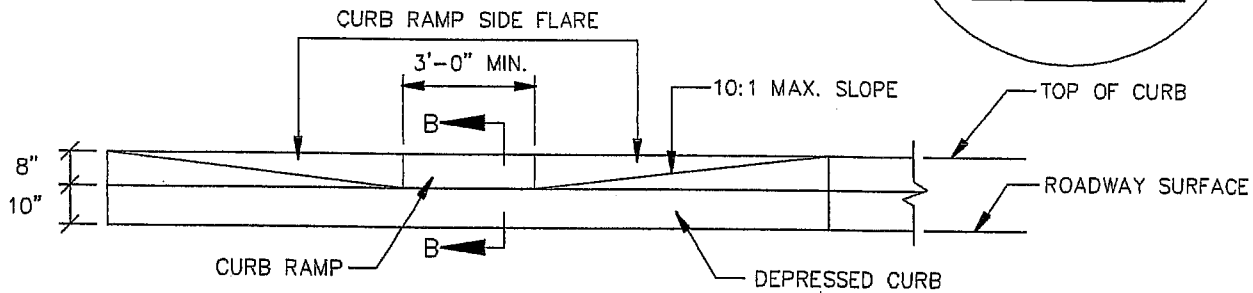
Dwg. Name: P:\25\2595\001\phase 20\land projects\2595001-20-raw\5.dwg OCT 2003



SECTION A-A

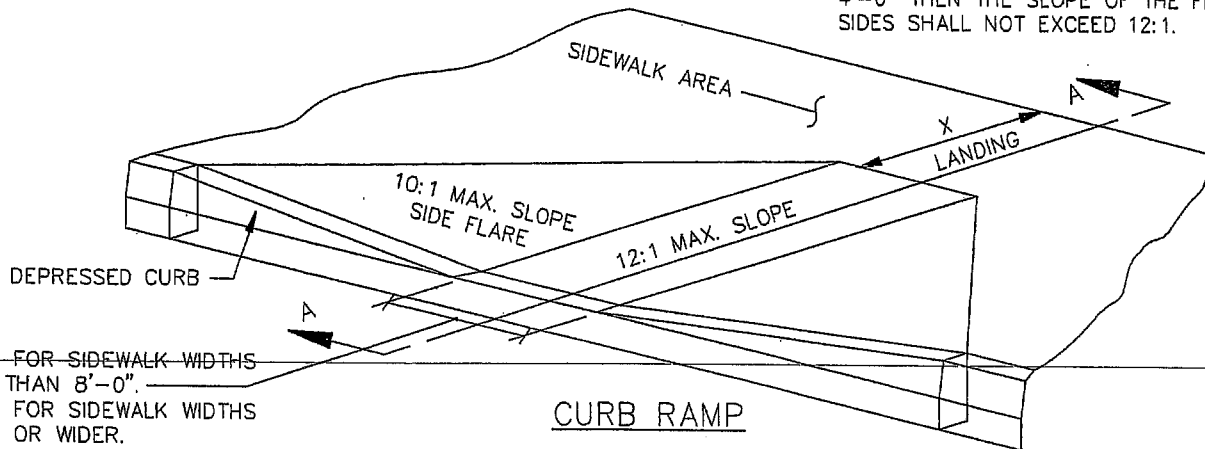


SECTION B-B



ELEVATION

X SHALL BE EQUAL TO OR GREATER THAN 3'-0". IF X IS LESS THAN 4'-0" THEN THE SLOPE OF THE FLARED SIDES SHALL NOT EXCEED 12:1.



CURB RAMP

NOT TO SCALE

REFERENCE RC-67 - PENNDOT PUBLICATION 72

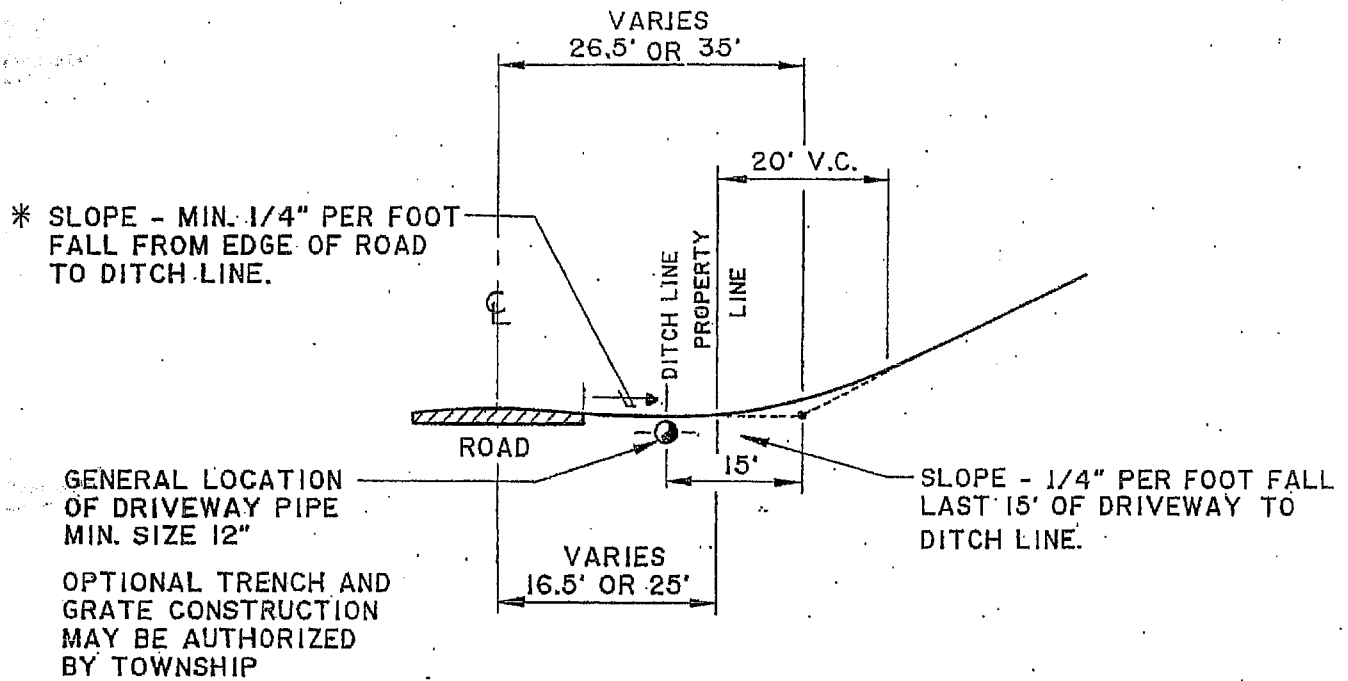
MIDDLESEX TOWNSHIP  
133 BROWNS HILL ROAD  
VALENCIA, PA 16059

PHONE: (724) 898-3571  
FAX: (724) 898-4607

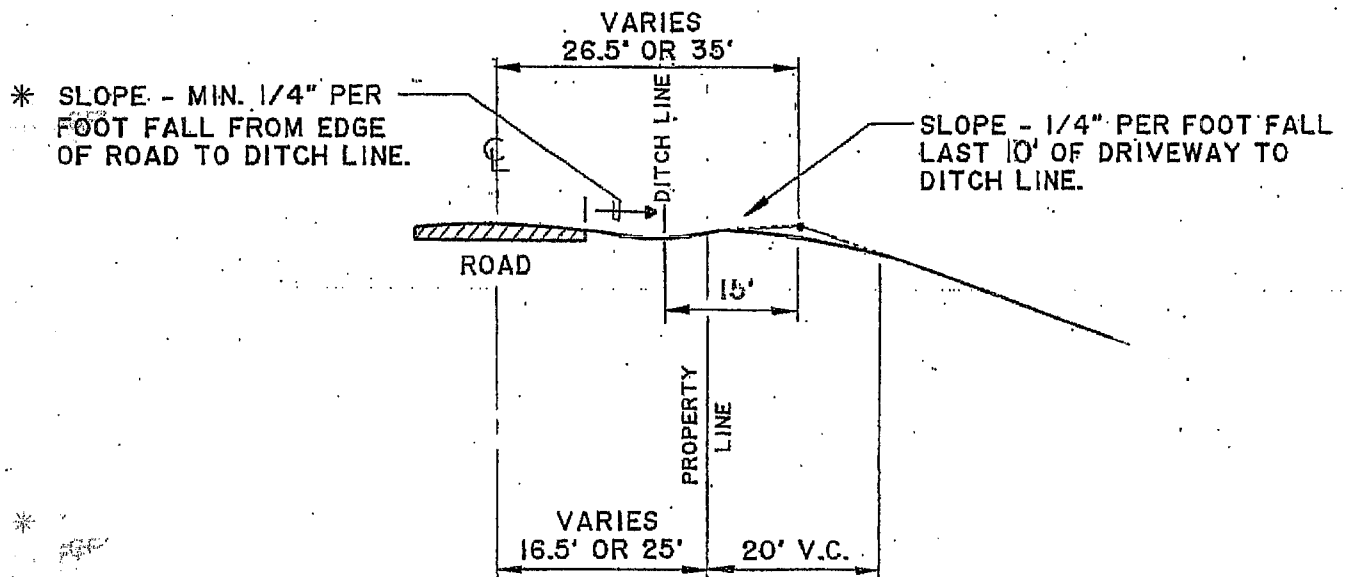
## CURB CUT/ RAMP DETAIL

REVISIONS				FIGURE
NO.	DATE	NO.	DATE	
ORIGINAL	OCTOBER 2003			405.2.5

## HIGH SIDE LOT



## LOW SIDE LOT



## DRIVEWAY CONNECTIONS TO TOWNSHIP ROADS

FIGURE 1.

MIDDLESEX TOWNSHIP  
BUTLER COUNTY, PENNSYLVANIA

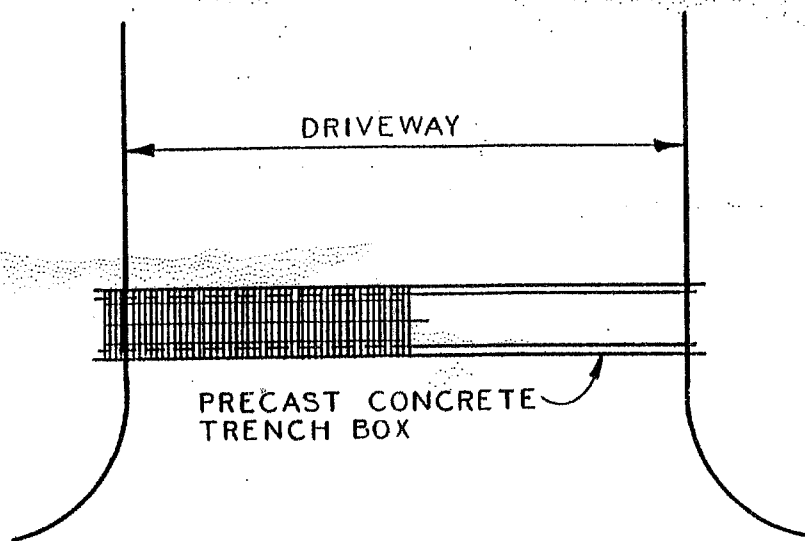
### DRIVEWAY INSTALLATION STANDARDS

KILLAM ASSOCIATES - DLA DIVISION

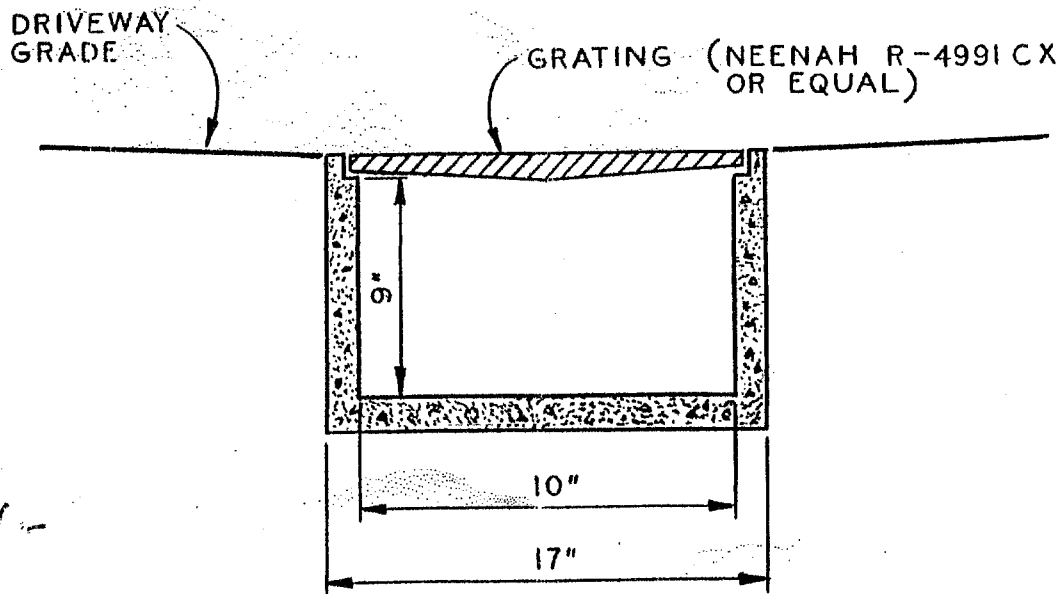
SCALE : NONE

JULY, 1991

\* SLOPES TO BE MAINTAINED  
LONGITUDINALLY WITH ROAD.



## PLAN



## CROSS SECTION

FIGURE 2

MIDDLESEX TOWNSHIP  
BUTLER COUNTY, PENNSYLVANIA

PRECAST CONCRETE  
BOX TRENCH & GRATE

KILLAM ASSOCIATES - DLA DIVISION

NO SCALE

JULY 1991



**Safe digging is  
no accident!**

**Know what's  
below.**

**Dial 8-1-1  
before you dig.**



#### TEMPORARY MARKING GUIDELINES

	WHITE	Proposed Excavation
	PINK	Temporary Survey Markings
	RED	Electric Power Lines, Cables, Conduits and Lighting Cables
	YELLOW	Gas, Oil, Steam, Petroleum or Gaseous Materials, Hazardous Materials
	ORANGE	Communication, Alarm or Signal Lines, Cables or Conduits and Traffic Lights
	BLUE	Potable Water
	PURPLE	Reclaimed Water, Irrigation and Slurry Lines
	GREEN	Storm and Drain Lines

The following information is needed when you call PA One Call System.

**YOUR TELEPHONE NUMBER**  
**YOUR MAILING ADDRESS**  
**COUNTY** - The name of the county where the work will take place.  
**MUNICIPALITY** - City, Township or Borough where the work will take place.  
**THE ADDRESS WHERE THE WORK WILL TAKE PLACE**  
**THE NEAREST INTERSECTING STREET TO THE WORK SITE**  
**THE NAME OF A SECOND INTERSECTION NEAR THE WORK SITE**  
**IS THE PROPOSED EXCAVATION AREA (WORK SITE) MARKED IN WHITE** - Yes or No  
**OTHER INFORMATION THAT WOULD HELP THE LOCATOR FIND THE SITE** - Clarifying information to specify the exact location of the dig.  
**THE TYPE OF WORK BEING DONE**  
**WHETHER THE WORK WILL TAKE PLACE IN:** Street, Sidewalk, Public or Private Property  
**THE APPROXIMATE DEPTH YOU ARE DIGGING**  
**THE EXTENT OF THE EXCAVATION** - The approximate size of the opening, the length and width or diameter  
**THE METHOD OF EXCAVATION** - How will the earth be moved?  
**WHO IS THE WORK BEING DONE FOR**  
**PERSON TO CONTACT IF THE UTILITIES HAVE QUESTIONS**  
**THE CONTACT PERSON'S PHONE NUMBER** - The phone number with area code for daytime contact  
**THE BEST TIME TO CALL**  
**FAX NUMBER AND/OR EMAIL ADDRESS** - The responses from the facility owners will be sent to you  
**SCHEDULED EXCAVATION DATE AND START TIME** - not less than 3 business days or more than 10 business days  
**DURATION OF A JOB** - How long will the job take  
**ANY ADDITIONAL REMARKS YOU MAY HAVE**  
  
You will be given a 10 digit aerial number as confirmation of your call and our system will send you the responses from the utilities on the morning of your scheduled excavation date via fax or email

**Know what's below.  
Dial 8-1-1 before you dig.**



[www.pa811.org](http://www.pa811.org)

### What do we do?

We are the "Call before you dig!" company for all of Pennsylvania. If you plan to disturb the earth with powered equipment, you are required by Pennsylvania law to notify the underground utility companies of your intent to do so. Notification occurs by calling 8-1-1 or 1-800-242-1776, 24 hours of the day, every day of the year. Notification can also be done on our website at [www.paonecall.org](http://www.paonecall.org).

We will then notify the utility companies nearby of your intent to dig. The utility companies are responsible to mark where their underground lines are located with colored flags, paint or chalk.

#### Please Note:

- PA One Call does not mark utility lines.
- In some cases, the utility company may not mark the service lines you own.
- If you need your own underground lines marked, please call your utility company or call before you dig.
- Markings are not a guarantee of safety. Always use proper digging techniques and call before you dig.

### Why should you call?

Safe digging is no accident! If you are installing a fence or deck, or digging for a mailbox post, patio or other excavation project, it is important to Know What's Below. Dial 8-1-1 or 1-800-242-1776 before you dig. The utility companies do not want an accident, either. The best way to learn where underground utility lines are located is to call before you dig.

For more information, visit [www.pa811.org](http://www.pa811.org)



### Homeowner Quick Tips

- One easy phone call to 8-1-1 three to ten business days before digging begins helps keep your neighborhood safe.
- Call on Monday or Tuesday if you plan to dig on Saturday or Sunday.
- The utility companies will mark where their underground lines are located with colored paint, flags or chalk.
- Do not remove the flags if you see them in your yard.
- Our service is no cost to homeowners.
- Did you hire someone to install your fence, deck or new patio? Ask to see the PA One Call aerial number before allowing them to dig on your property.

### The Excavator's Responsibility

- Dial 8-1-1 or 1-800-242-1776.
- Do not allow anyone to excavate on your property without calling.
- Always look for the markings on the ground before your dig date.
- If you do not see markings, do not allow anyone to dig. Wait for the lines to be marked by the utility.
- Whoever places the call will receive an email or fax with a list of facility owners who have marked or have not marked. Pay attention to this message.
- Respect the markings by not removing flags or disturbing the actual markings.
- Exercise care around the marked lines by hand digging.
- When the project is complete, the excavator should remove the flags or marks from the ground or pavement.

Responsibility of calling 8-1-1  
before you dig is  
shared by all.